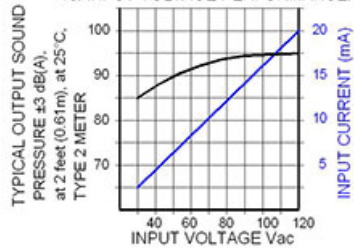


[AudioLarm II Series](#)

MW-09-201-Q



OUTPUT SOUND and CURRENT CONSUMPTION vs. INPUT VOLTAGE PERFORMANCE.



More Information

 [UL Recognized](#)

 **RoHS** Compliant

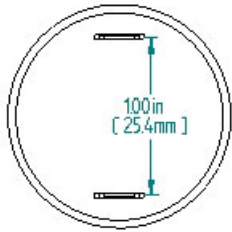
Specifications

Mounting	Panel Mount
Operating Mode	Medium Loud Extra Fast Warble Tone
Operating Voltage	30-120 Vac
Operating Frequency	2200±250 Hz to 2900±250 Hz
Typical Operating Current	5 mA at 30 Vac 20 mA at 120 Vac
Typical Sound Pressure	85 ±5 dB(A) at 30 Vac at 24 inches (61 cm), at 25°C 95 ±5 dB(A) at 120 Vac at 24 inches (61 cm), at 25°C
Termination	Quick Connect Blades
Termination Strength	Pull test with a maximum of 22 pounds (10 kg) load
Operating Temperature	-20_C to +65_C
Storage Temperature	-40_C to +85_C
Surge Voltage	20% over maximum rated voltage for less than 5 minutes
Reverse Voltage Protection	To the maximum operating voltage
Construction Materials	Case- Plastic _NORYL_ N-190, Flame Retardant UL 94-VO, Black Internal Circuit- Audio-oscillator and piezoelectric driver Potting- 2 parts epoxy resin or silicone, black Diaphragm- Stainless Steel 304
Gasket	Gasket (sold separately) 0.062" thick, 60 Durometer Neoprene ASTM B117 Certified - Withstands exposure to salt spray for 300 hours IP 68 Certified - Withstands water submergence and dust exposure Humidity- 95% relative humidity at +40_C continuously for 100 hours. Vibration- Withstands vibration between 0 and 55 Hz. on all axes.
Construction Materials	
Life Expectancy	10 years under normal operating conditions.
Warranty	For a period of two years from the date of manufacture under normal operating conditions.
Notes	This product is not intended as a life safety device.
Terms and Conditions of Sale	Link here

□

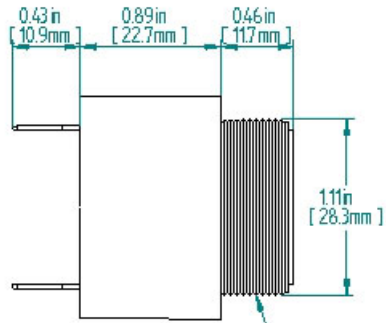
Dimensions

REAR



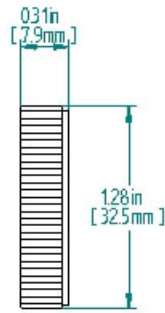
TOLERANCES ARE: ± 0.03 in.
[± 0.76 mm]

SIDE

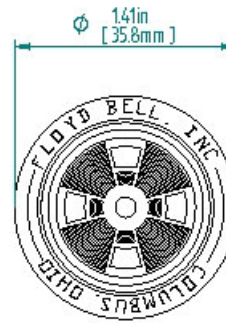


1.125-24 UNF THREADS
FOR REFERENCE ONLY

RING



FRONT



PANEL MOUNTING



FITS PANELS UP TO
0.25 in (6.35 mm) THICK

"Q" TERMINALS

