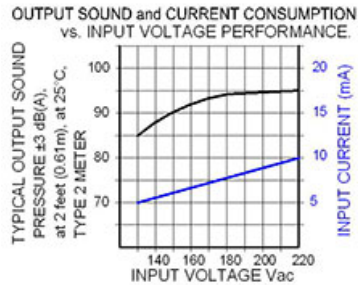


[AudioLarm II Series](#)

MB-09-301-Q(M)



More Information

 [UL Recognized](#)

 **RoHS** Compliant

**Specifications**

|                                     |  |
|-------------------------------------|--|
| <b>Mounting</b>                     | Panel Mount  |
| <b>Operating Mode</b>               | Medium Loud Medium Beep Tone   |
| <b>Operating Voltage</b>            | 130-220 Vac  |
| <b>Operating Frequency</b>          | 2900±250 Hz  |
| <b>Typical Operating Current</b>    | 5 mA at 130 Vac<br>10 mA at 220 Vac  |
| <b>Typical Sound Pressure</b>       | 85 ±5 dB(A) at 130 Vac at 24 inches (61 cm), at 25°C<br>95 ±5 dB(A) at 220 Vac at 24 inches (61 cm), at 25°C   |
| <b>Termination</b>                  | Quick Connect Blades   |
| <b>Termination Strength</b>         | Pull test with a maximum of 22 pounds (10 kg) load   |
| <b>Operating Temperature</b>        | -20_C to +65_C   |
| <b>Storage Temperature</b>          | -40_C to +85_C   |
| <b>Surge Voltage</b>                | 20% over maximum rated voltage for less than 5 minutes   |
| <b>Reverse Voltage Protection</b>   | To the maximum operating voltage   |
| <b>Construction Materials</b>       | Case- Plastic _NORYL_ N-190, Flame Retardant UL 94-VO, Black<br>Internal Circuit- Audio-oscillator and piezoelectric driver<br>Potting- 2 parts epoxy resin or silicone, black<br>Diaphragm- Stainless Steel 304   |
| <b>Gasket</b>                       | Gasket (sold separately) 0.062" thick, 60 Durometer Neoprene<br>ASTM B117 Certified - Withstands exposure to salt spray for 300 hours<br>IP 68 Certified - Withstands water submergence and dust exposure<br>Humidity- 95% relative humidity at +40_C continuously for 100 hours.<br>Vibration- Withstands vibration between 0 and 55 Hz. on all axes. |
| <b>Construction Materials</b>       |  |
| <b>Life Expectancy</b>              | 10 years under normal operating conditions.  |
| <b>Warranty</b>                     | For a period of two years from the date of manufacture under normal operating conditions.  |
| <b>Notes</b>                        | This product is not intended as a life safety device.  |
| <b>Terms and Conditions of Sale</b> | <a href="#">Link here</a>  |

□

## Dimensions

### REAR



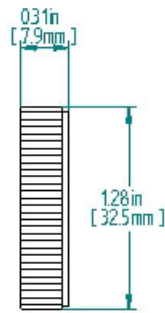
TOLERANCES ARE:  $\pm 0.03$  in.  
[ $\pm 0.76$  mm]

### SIDE

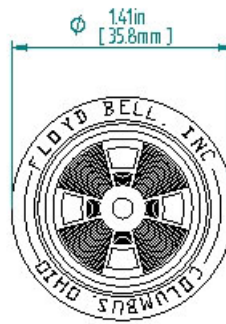


1.125-24 UNF THREADS  
FOR REFERENCE ONLY

### RING



### FRONT



### PANEL MOUNTING



FITS PANELS UP TO  
0.25 in (6.35 mm) THICK

### "Q" TERMINALS

